

## Series 071

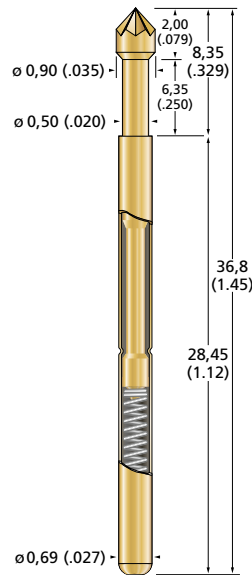
### Technical Data

Overall Length	36,8 mm
Minimum Centre Spacing	1,27 mm
Maximum Travel	6,35 mm
Working Travel	4,20 mm
Temperature Range from	-55°C
Up to	+120°C
Typical Resistance	25 mΩ
Current Load rated/max.	2,0 / 3,0 A

### Materials

Plunger	CuBe hardened, gold plated
Barrel	Cu-alloy, gold plated
Spring	Music wire, gold plated

## Series 071



## Spring Force (xx)

Preload	Rated Force	Code
0,2 N	0,6 N	xx 06
0,3 N	1,0 N	10

	Ø 0,50	<b>071.02.05.xx</b>
	Ø 0,90	<b>071.05.09.xx</b>
	Ø 0,50	<b>071.06.05.xx</b>
	Ø 0,90	<b>071.06.09.xx</b>
	Ø 0,90	<b>071.106.09.xx</b>
	Ø 0,90	<b>071.08.09.xx</b>
	Ø 0,90	<b>071.09.09.xx</b>
	Ø 0,90	<b>071.20.09.xx</b>

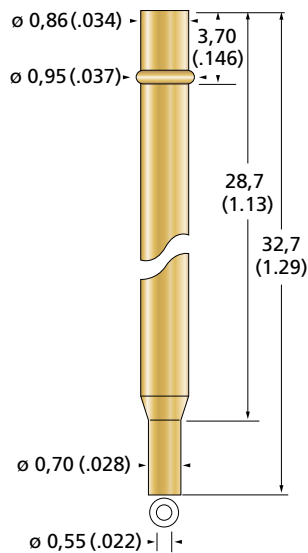


For **XXLonglife-Nanocoating**  
order as **071X**

Having the same length and travel the series 071 can be used in combination with the series 100 (for 2.54 mm pitch) and 75 (for 1.90 mm pitch).

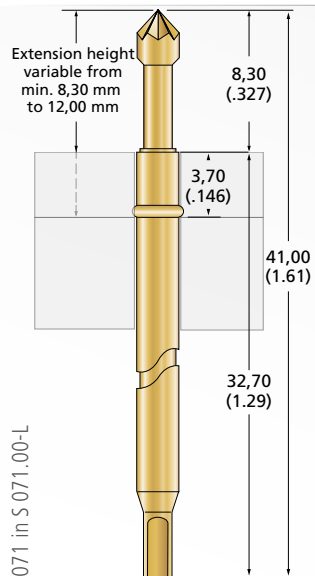
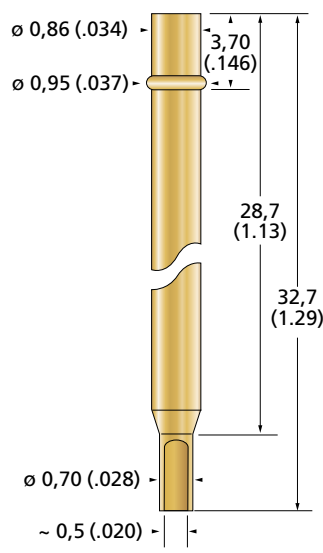
## S 071.00-C

Open Crimp End



## S 071.00-L

Solder Cup



Series 071 in S 071.00-L

FIXTURING EXAMPLE